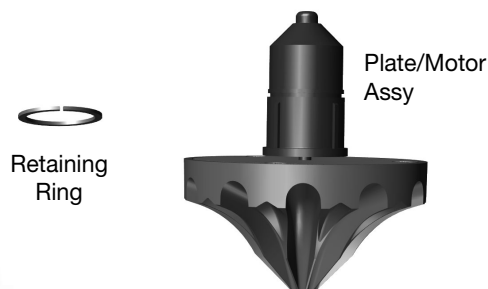




R55/R55i End of Pivot Sprinkler

Plate/Motor Replacement Kit

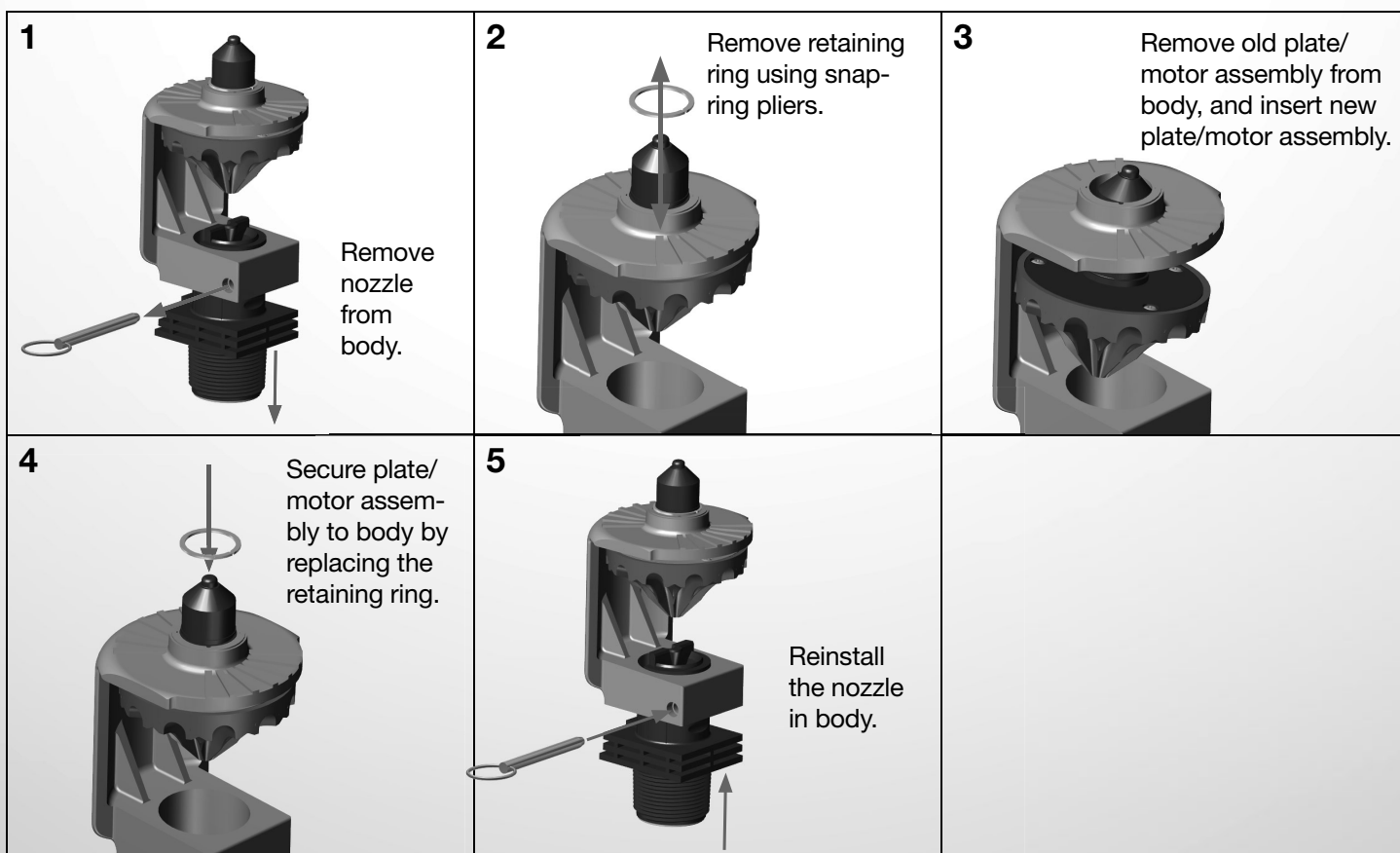
If the shaft or motor of the R55/R55i is worn or damaged the plate will not rotate properly. The plate/motor assembly can be replaced using this kit. Additionally, R55 units with a black plate can be upgraded to the latest performance using #12437. These kits may not be used with R55VT or R55i VT.



#12437 R55 PLATE/MOTOR KIT	QTY
R55 Blue Plate/Motor Assembly	1
Retaining Ring	1

#12654 R55i PLATE/MOTOR KIT	QTY
R55i Gray Plate/Motor Assembly	1
Retaining Ring	1

REPLACEMENT INSTRUCTIONS



WARRANTY AND DISCLAIMER: Nelson R55 End of Pivot Sprinklers are warranted for one year from the date of original sale to be free of defective material and workmanship when used within the working specifications for which the products were designed and under normal use and service. The manufacturer assumes no responsibility for installation, removal or unauthorized repair of defective parts and the manufacturer will not be liable for any crop or other consequential damages resulting from any defects or breach of warranty. THIS WARRANTY IS EXPRESSLY IN LIEU OF ALL OTHER WARRANTIES, EXPRESS OR IMPLIED, INCLUDING the warranties of merchantability AND FITNESS FOR PARTICULAR PURPOSES AND OF ALL OTHER OBLIGATIONS OR LIABILITIES OF MANUFACTURER. No agent, employee or representative of the manufacturer has authority to waive, alter or add to the provisions of this warranty nor to make any representations or warranty not contained herein.

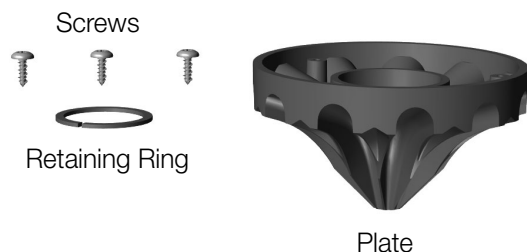




R55/R55i End of Pivot Sprinkler

Plate Replacement Kit

A worn or damaged plate will result in decreased performance and should be replaced. The plates are not interchangeable between R55 and R55i models. To convert from one model to the other use the corresponding plate/motor replacement kit. These kits may not be used with R55VT or R55i VT.



#12438 R55 Plate Replacement Kit	QTY
R55 Blue Plate	1
Retaining Ring	1
Screw – T10 Torx (star)	3

#12655 R55i Plate Replacement Kit	QTY
R55i Gray Plate	1
Retaining Ring	1
Screw – T10 Torx (star)	3

REPLACEMENT INSTRUCTIONS

<p>1</p> <p>Remove nozzle from body.</p>	<p>2</p> <p>Remove retaining ring using snap-ring pliers.</p>	<p>3</p> <p>Separate plate/motor assembly from body.</p>	<p>4</p> <p>Remove the old plate from the backer plate by removing three screws.</p>
<p>5</p> <p>Install new plate by aligning all three holes in the backer plate with the holes in the plate and inserting three screws.</p>	<p>6</p> <p>Insert plate/motor assembly into body.</p>	<p>7</p> <p>Secure plate/motor assembly to body by replacing the snap ring.</p>	<p>8</p> <p>Reinstall the nozzle in body.</p>

WARRANTY AND DISCLAIMER: Nelson R55 End of Pivot Sprinklers are warranted for one year from the date of original sale to be free of defective material and workmanship when used within the working specifications for which the products were designed and under normal use and service. The manufacturer assumes no responsibility for installation, removal or unauthorized repair of defective parts and the manufacturer will not be liable for any crop or other consequential damages resulting from any defects or breach of warranty. THIS WARRANTY IS EXPRESSLY IN LIEU OF ALL OTHER WARRANTIES, EXPRESS OR IMPLIED, INCLUDING the warranties of merchantability AND FITNESS FOR PARTICULAR PURPOSES AND OF ALL OTHER OBLIGATIONS OR LIABILITIES OF MANUFACTURER. No agent, employee or representative of the manufacturer has authority to waive, alter or add to the provisions of this warranty nor to make any representations or warranty not contained herein.

